Acetech AVI System Overview

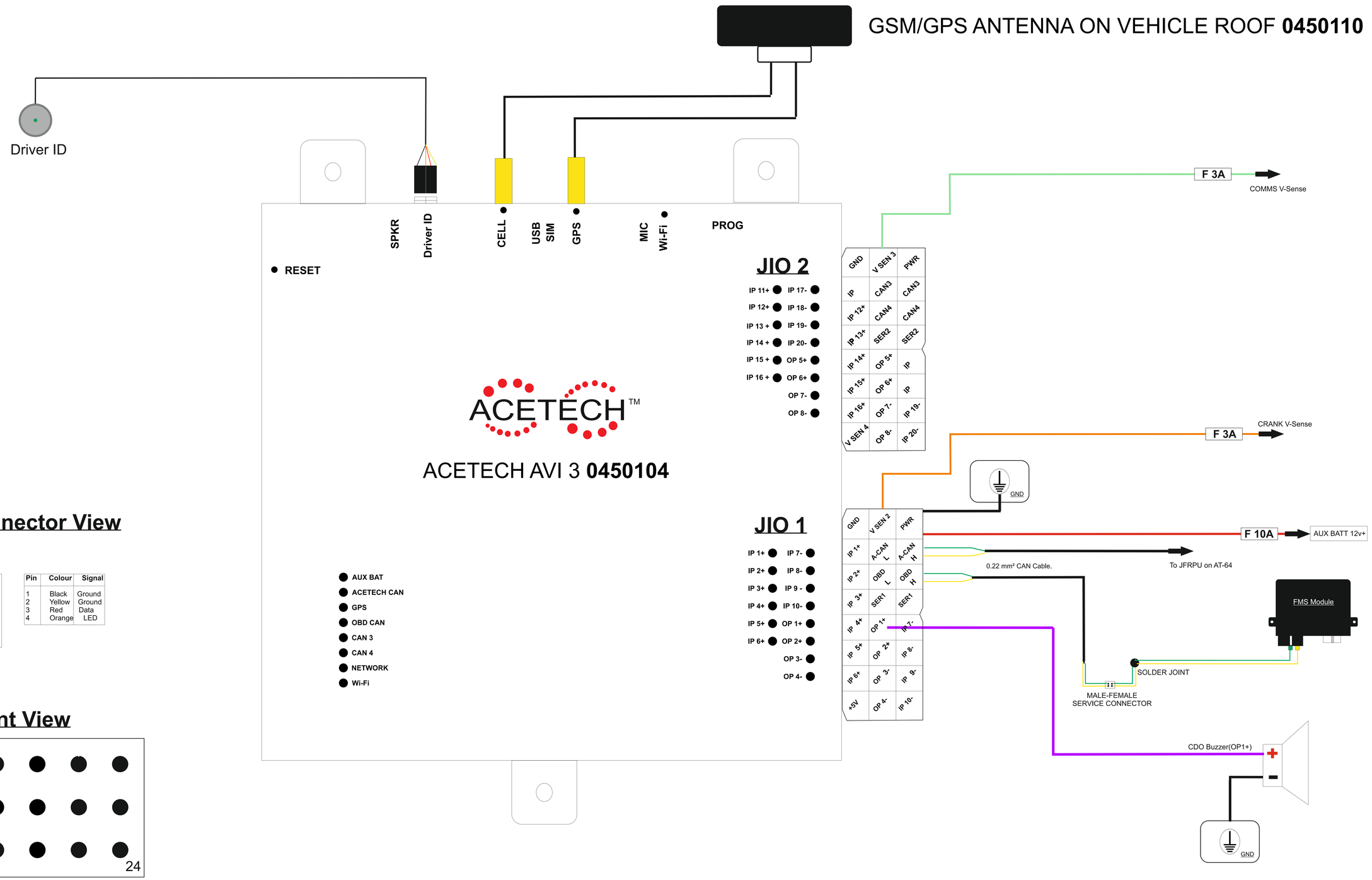

DRIVER ID Connector View

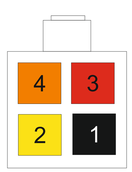

Pin	Colour	Signal
1	Black	Ground
2	Yellow	Ground
3	Red	Data
4	Orange	LED

JIO 2 Front View



JIO 1 Front View

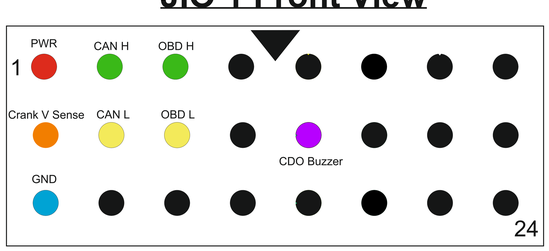

NOTE: Power and GND for AVI should come direct from **AUXILIARY BATTERY**.

NOTE: Please use 0.22 mm²(24 AWG) Cable for CAN Connection between ACETECH modules .

COMPANY:					
TITLE: AVI					
DRAWN: L B	DATED: 30/08/21	CODE:	SIZE:	DRAWING No.:	REV:
CHECKED:	DATED:			1	3.1
QUALITY CONTROL:	DATED:				
RELEASED:	DATED:	SCALE:	NO	SHEET 1 OF 1	