



# Wilker Auto Conversions

Doc No: QF 005  
Issue No: 01  
Date: February 2016

## SUBJECT: Specification Change Notice Form

Change Notice Number	SCN-21-11-001	Customer	SECAMB Van
Originator	Pat G	Contract No.	SEC-21-065-03
Date initiated	15/11/2021	Effective Date	15/11/2021
Project Engineer	Daniel	Process Stage	Lockers

### Part 1

#### Reason for Change

Stewart Neve Email on the 9/11/2021

#### Description of Change

##### Revised plan revision 1

The waist high locker: going forward from Secamb No 52 to No 65 (14 vehicles) see fig 1

- Delete the door on the nearside of the waist high locker, include deletion of the drugs lock receiver. Add two No red straps to the mid-point of each of the two top shelves, instead.
  - Move the single south co lock to the centre of the drop down door at the top and delete the drugs lock hole
  - Delete the drugs lock hole in the bottom drop out door and add a 2<sup>nd</sup> southco lock here.
- Move the make ready lock to the inside position on this door and put the new standard lock to the outside of this door.

Fig 1



Retrospectively on lockers that already have the drugs lock hole cut-out: this is Vehicle No 1 to 51 see fig 2;

- Supply and fit a 14mm diameter rubber grommet to each of the 3 drugs lock holes on the waist high locker, seal off the holes and bond the grommet into place.
- When in situ, fill the back of the grommet and the hole in the lock block that is on the back of the door with white bond and smooth off.

Fig 2



The rear press: going forward on vehicles 52 to 65 we will delete the drugs lock hole.

Retrospectively on vehicles 1 to 51

- Supply and fit a 14mm diameter rubber grommet (fig 3) to seal off the hole in the centre of the door and bond the grommet into place
- When in situ, fill the back of the grommet and the hole in the lock block that is on the back of the door with white bond and smooth off

Fig 3






### Part 2

#### Technical Evaluation

CEN Certification Impacted (Y / N) N TYPE Approval Certification Impacted (Y/N) N

Project Engineer Approval Signature Date

	<b>Wilker Auto Conversions</b>	Doc No: QF 005
		Issue No: 01
		Date: February 2016
<b>SUBJECT:</b> Specification Change Notice Form		

Position	Signature	Date
The Commercial Director		16-11-21
The Quality Manager		
The Operations Manager		16-11-21

<b>Method of Implementation</b> (attach appropriate documentation)			
Date Implemented	28/10/2021	Effective from Vehicle No.	All SECAMB x65
Refer to MBS SEC-21-065-03 REVISION 3			