










### 1. How old are you?

		Response Percent	Response Count
Under 16		0.0%	0
16-25		7.1%	1
26-35		7.1%	1
<b>36-50</b>		<b>42.9%</b>	<b>6</b>
<b>51-75</b>		<b>42.9%</b>	<b>6</b>
76-85		0.0%	0
over 85		0.0%	0
<b>answered question</b>			<b>14</b>
<b>skipped question</b>			<b>0</b>





### 2. What is your gender?

		Response Percent	Response Count
<b>Female</b>		<b>50.0%</b>	<b>7</b>
<b>Male</b>		<b>50.0%</b>	<b>7</b>
Trans man		0.0%	0
Trans woman		0.0%	0
If you describe yourself another way, please write here			0
<b>answered question</b>			<b>14</b>
<b>skipped question</b>			<b>0</b>

### 3. Do you consider yourself to have a disability?

		Response Percent	Response Count
Yes		14.3%	2
<b>No</b>		<b>78.6%</b>	<b>11</b>
Prefer not to say		7.1%	1
<b>answered question</b>			<b>14</b>
<b>skipped question</b>			<b>0</b>

#### 4. Your ethnicity:

		Response Percent	Response Count
<b>White British</b>		<b>69.2%</b>	<b>9</b>
White Irish		0.0%	0
Other White		0.0%	0
Black African		0.0%	0
White & Black African		0.0%	0
White & Black Caribbean		0.0%	0
Black Caribbean		0.0%	0
Other Black		0.0%	0
Chinese		0.0%	0
Indian		7.7%	1
Pakistani		0.0%	0
Bangladeshi		0.0%	0
White & Asian		0.0%	0
Other Asian		7.7%	1
Gypsy/Romany		0.0%	0
Roma		0.0%	0
Traveller of Irish origin		0.0%	0
Other mixed background		15.4%	2
Prefer not to say		0.0%	0
	Other (please specify)		0
<b>answered question</b>			<b>13</b>
<b>skipped question</b>			<b>1</b>

## 5. Your sexual orientation:

		Response Percent	Response Count
Bisexual		0.0%	0
Gay man		0.0%	0
Gay woman/lesbian		0.0%	0
<b>Heterosexual/straight</b>		<b>83.3%</b>	<b>10</b>
Other		0.0%	0
Prefer not to say		16.7%	2
<b>answered question</b>			<b>12</b>
<b>skipped question</b>			<b>2</b>

## 6. What is your religion or belief?

		Response Percent	Response Count
Buddhist		0.0%	0
Christian		36.4%	4
Hindu		18.2%	2
Jewish		0.0%	0
Muslim		0.0%	0
Sikh		0.0%	0
Atheist		0.0%	0
<b>None</b>		<b>45.5%</b>	<b>5</b>
Other (please specify)			1
<b>answered question</b>			<b>11</b>
<b>skipped question</b>			<b>3</b>

**7. Finally, please tell us whether you consider yourself to be any of the following (please tick all that apply or leave blank if none apply):**

	Response Percent	Response Count
SECamb staff member	0.0%	0
SECamb volunteer	0.0%	0
Foundation Trust member	0.0%	0
FT governor	0.0%	0
SECamb Chaplain	0.0%	0
Carer	0.0%	0
Staff member from another NHS organisation	0.0%	0
Councillor	0.0%	0
Patient - rare use of the ambulance service	0.0%	0
Patient - regular use of patient transport services	0.0%	0
LINK member	0.0%	0
	<b>answered question</b>	<b>0</b>
	<b>skipped question</b>	<b>14</b>